



# Magnetic response of magnetic molecules with non-collinear local $d$ -tensors\*

Jürgen Schnack<sup>1</sup>

<sup>1</sup> Universität Bielefeld, Fakultät für Physik, Postfach 100131, D-33501 Bielefeld, Germany

May 27, 2009

Investigations of molecular magnets are driven both by prospective applications in future storage technology or quantum computing as well as by fundamental questions. Nowadays numerical simulation techniques and computer capabilities make it possible to investigate spin Hamiltonians with realistic arrangements of local anisotropy tensors. In this contribution I will discuss the magnetic response of a small spin system with special emphasis on non-collinear alignments of the local anisotropy axes.

**Key words:** *Magnetic Molecules; Single-Ion Anisotropy; Exact Diagonalization*

**PACS:** 75.50.Xx; 75.10.Jm; 75.40.Cx; 75.40.Mg

## 1. Introduction

Since the early investigations of  $\text{Mn}_{12}$ -acetate [ 1] single molecule magnets (SMM) are at the heart of the investigations of magnetic molecules worldwide. This is due to their properties which are governed by the anisotropy barrier, as there are slow relaxation of the magnetization as well as spin tunneling through the barrier [ 2, 3, 4, 5]. From a chemical point of view it is striking that until recently no compound could be synthesized with a higher anisotropy barrier which moved hopes of easy application into the more distant future. Theoretical estimates pointed out that this might be due to very general reasons [ 6, 7]. A recently synthesized manganese compound put an end to more than 20 years of search [ 8].

On the theory side numerically exact evaluations of spin Hamiltonians including anisotropic terms turned out to be limited to rather small systems such as for instance an antiferromagnetically coupled  $\text{Ni}_4$  compound [ 9, 10, 11, 12], which was investigated in great detail or another but ferromagnetically coupled  $\text{Ni}_4$  [ 13]. With great numerical effort the exchange constants of  $\text{Mn}_{12}$ -acetate could be determined [ 14], but usually one resorts to models where the interacting spin system is replaced by one large spin in its effective ligand field (giant spin approximation). But thanks to the technical progress detailed numerical studies of larger molecules are affordable nowadays. First examples are given by the simulation of the new  $\text{Mn}_6$  compound with record anisotropy barrier [ 15] and by the investigation of a  $\text{Mn}_6\text{Fe}$  compound [ 16]. Whereas Ref. [ 15] restricts its parameter space to collinear local anisotropy axes, Ref. [ 16] considers non-collinear ones.

In this contribution the recently developed procedures will be used to discuss the influence of non-collinear anisotropy axes on the magnetic response of a fictitious molecular compound. In order not to make the situation too complicated I will restrict the discussion to a triangular arrangement of equal spins with a molecular  $C_3$  symmetry. Then the magnetization will be discussed for three typical scenarios given by the possible ratios of exchange and anisotropy:  $|J| > |d|$ ,  $|J| = |d|$ , and  $|J| < |d|$ .

---

\*jschnack@physik.uni-bielefeld.de

---

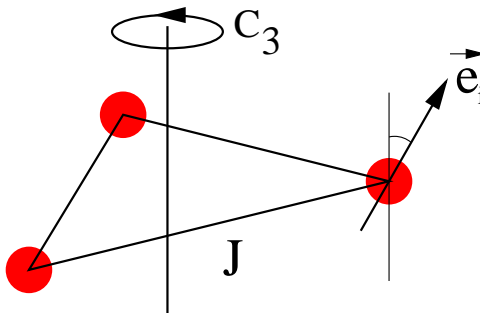
## 2. Hamiltonian and evaluation

### 2.1. Hamiltonian

It turns out that many magnetic molecules can be well described by a Heisenberg model which takes the super exchange between the moments of the (typically  $3d$ ) ions into account. In this *strong coupling limit* anisotropic terms appear as perturbations and are thus often taken care of by perturbation theory. But for single molecule magnets, that might e.g. contain Mn(III) or V(III) ions, the situation might be reversed or anisotropy and exchange are at least of the same order. Therefore, I would like to treat both on the same footing right from the beginning. In the following Hamiltonian,

$$H(\vec{B}) = -\sum_{i,j} J_{ij} \vec{s}_i \cdot \vec{s}_j + \sum_i d_i (\vec{e}_i \cdot \vec{s}_i)^2 + \mu_B \vec{B} \cdot \sum_i \mathbf{g}_i \cdot \vec{s}_i, \quad (1)$$

the first term models the isotropic Heisenberg exchange interaction. A negative  $J_{ij}$  corresponds to an antiferromagnetic coupling of spins at sites  $i$  and  $j$ . The second term models the local anisotropy tensors by their major principal axis which points along  $\vec{e}_i$ . Depending on the sign of  $d_i$  this is an easy ( $d_i < 0$ ) or hard ( $d_i > 0$ ) axis. The neglected two other principal axes of the local  $\mathbf{d}$ -tensor ( $e$ -terms) are usually much smaller. The last term provides the interaction with the applied magnetic field. Here  $\mathbf{g}_i$  is the local  $g$ -tensor, which might also be anisotropic.



**Figure 1.** Configuration of the fictitious  $C_3$ -symmetric molecule discussed in this article. The remaining parameters of the model are the exchange coupling  $J$ , the strength of the local anisotropy  $d$ , and the angle  $\vartheta$  of the local anisotropy axes with respect to the  $C_3$  axis.

Since in this contribution the influence of the non-collinearity of the local anisotropy axes shall be discussed, the Hamiltonian will be restricted to a simplified spin system, that is depicted in Fig. 1. Three spins of a fictitious  $C_3$ -symmetric molecule will be considered that interact with one and the same exchange  $J$ . The local anisotropy axes are also related by the  $C_3$  symmetry, so that the anisotropy can be modeled by one strength  $d$  and one azimuthal angle  $\vartheta$ . The  $g$ -tensors are assumed to be isotropic and of value 2.

### 2.2. Evaluation

Since the various parts of Hamiltonian (1) do not commute in general all eigenvalues and eigenvectors have to be calculated for each magnetic field  $\vec{B}$ , i.e. for each strength and direction of the field. The magnetization is then evaluated using all eigenvectors. I would like to mention that it is also possible to obtain the magnetization without using eigenvectors by numerical differentiation of the energy eigenvalues  $E_\nu(\vec{B})$ , which are functions of  $\vec{B}$ .

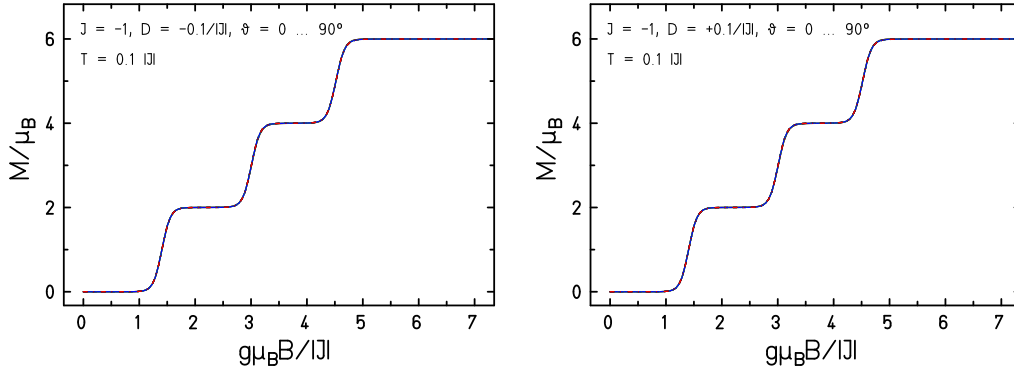
Very often the investigated substance is only available as a powder. Then an orientational average has to be performed in order to be able to compare to experiments. In our evaluations we use for each absolute value  $B = |\vec{B}|$  special sets of directions given by points on the unit sphere. These sets are called Lebedev-Laikov grids [ 17]. The directions, which contribute with various weights, and their total number are chosen such that the angular integration of polynomials

$x^k \times y^l \times z^m$ , where  $k+l+m \leq 131$ , can be performed with a relative accuracy of  $2^{-14}$  [17]. In our evaluations we normally use a Lebedev-Laikov grid with 50 points. Equivalently one may cover the unit sphere with the vertices of regular bodies such as an octahedron, a cube, or a dodecahedron. For practically all examples we evaluated in the past we can say that averaging over the directions given by the vertices of a dodecahedron is as accurate as averaging over a Lebedev-Laikov grid with 50 points.

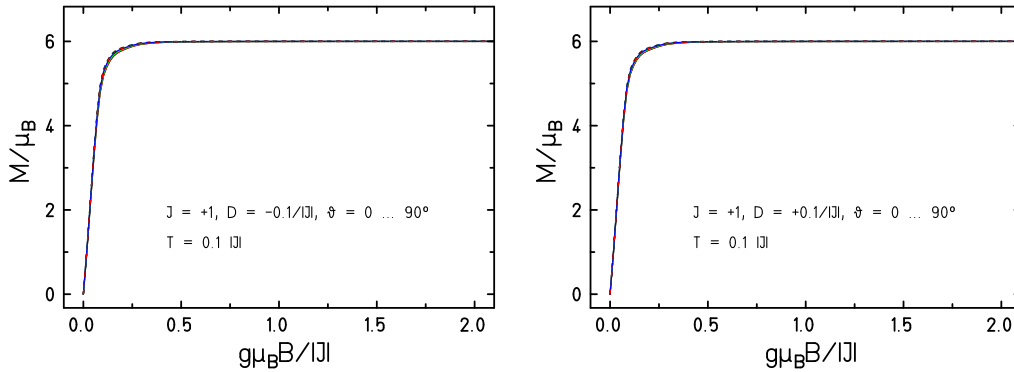
### 3. Anisotropy versus coupling

In the following main part the magnetic response of the spin system shown in Fig. 1 will be discussed for three scenarios:  $|J| > |d|$ ,  $|J| = |d|$ , and  $|J| < |d|$ . In most cases the figures show powder averaged magnetizations for  $\vartheta = 0, 10, 20, 30, 40, 50, 60, 70, 80, 90$  degrees. Solid curves correspond to  $\vartheta = 0, 10, 20, 30$  degrees, dashed ones to  $\vartheta = 40, 50, 60, 70$  degrees, and dashed-dotted curves depict  $\vartheta = 80, 90$  degrees. In order to pronounce the details all magnetization curves are shown at a low temperature of  $T = 0.1/|J|$ .

#### 3.1. Strong coupling limit



**Figure 2.** Magnetization for antiferromagnetic coupling  $J = -1$  and easy axis anisotropy  $d = -0.1/|J|$  (l.h.s.) as well as hard axis anisotropy  $d = +0.1/|J|$  (r.h.s.).  $\vartheta = 0, 10, 20, 30, 40, 50, 60, 70, 80, 90$  degrees.



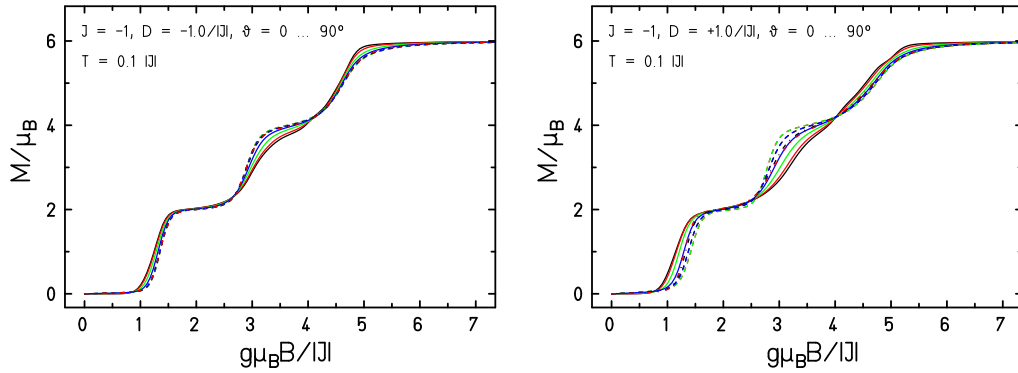
**Figure 3.** Magnetization for ferromagnetic coupling  $J = +1$  and easy axis anisotropy  $d = -0.1/|J|$  (l.h.s.) as well as hard axis anisotropy  $d = +0.1/|J|$  (r.h.s.).  $\vartheta = 0, 10, 20, 30, 40, 50, 60, 70, 80, 90$  degrees.

In the strong coupling limit the exchange energy is much bigger than the anisotropy energy, i.e.  $|J| > |d|$ . This is the case for many molecules, e.g. antiferromagnetically coupled iron or chromium

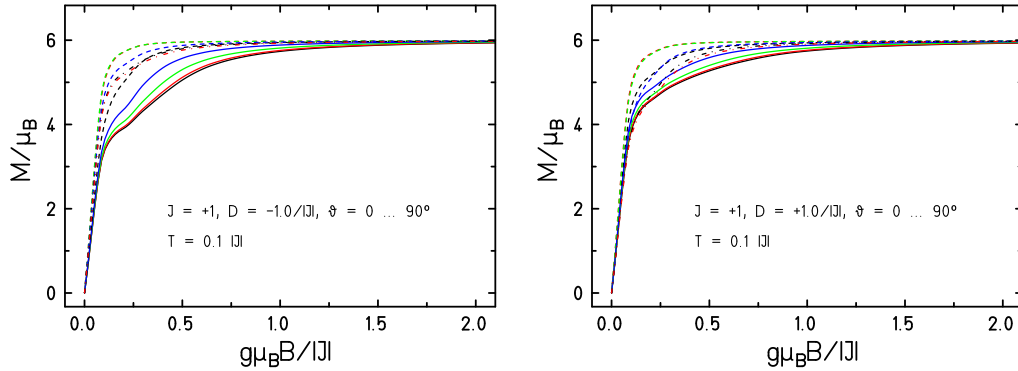
rings [ 18, 19, 20, 21, 22, 23, 24, 25, 26, 27]. These systems thus have in common that a description in terms of a plain Heisenberg Hamiltonian often provides a very good approximation [ 28, 29, 30, 31]. If needed the anisotropic terms can then be included via perturbation theory.

In Fig. 2 and 3 the magnetization curves are shown for combinations of anti-/ferromagnetic coupling  $J = \mp 1$  and easy/hard axis anisotropy  $d = \mp 0.1/|J|$ . In the antiferromagnetic case (Fig. 2) the low-temperature magnetization curve is a staircase due to the successive ground-state level crossings in the growing magnetic field whereas in the ferromagnetic case the magnetization curve is practically given by the Brillouin function of the ground state spin  $S = 3$ . Since the anisotropy is small in magnitude its angular variation is not noticeable.

### 3.2. Intermediate coupling



**Figure 4.** Magnetization for antiferromagnetic coupling  $J = -1$  and easy axis anisotropy  $d = -1/|J|$  (l.h.s.) as well as hard axis anisotropy  $d = +1/|J|$  (r.h.s.).  $\vartheta = 0, 10, 20, 30, 40, 50, 60, 70, 80, 90$  degrees.



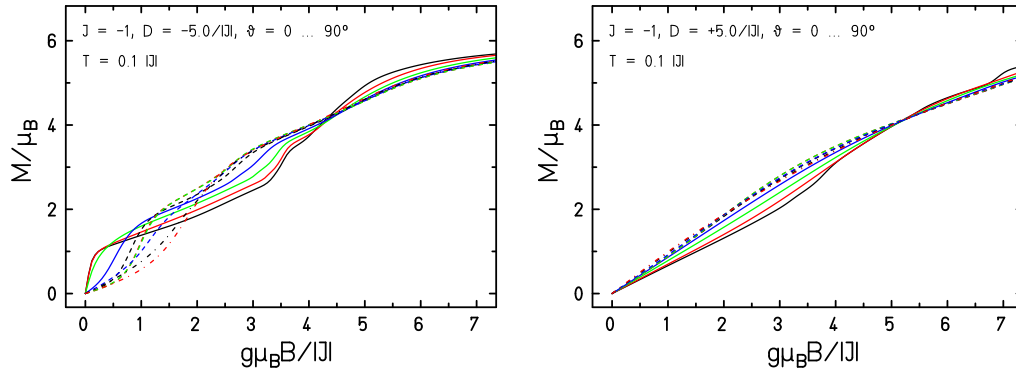
**Figure 5.** Magnetization for ferromagnetic coupling  $J = +1$  and easy axis anisotropy  $d = -1/|J|$  (l.h.s.) as well as hard axis anisotropy  $d = +1/|J|$  (r.h.s.).  $\vartheta = 0, 10, 20, 30, 40, 50, 60, 70, 80, 90$  degrees.

In the intermediate coupling regime exchange and anisotropy are of the same order. In the examples presented in Figs. 4 and 5 they have the same amplitude  $|J| = |d|$ . Looking at the figures one easily notices that the now larger anisotropy smears out the angle averaged magnetization curves. Nevertheless, the underlying structure – steps for the antiferromagnetic case and Brillouin function like for the ferromagnetic case – is still clearly visible. Interestingly the structure of the magnetization curve is most similar to the strong coupling limit for intermediate angles  $\vartheta$  around  $50^\circ \dots 60^\circ$ .

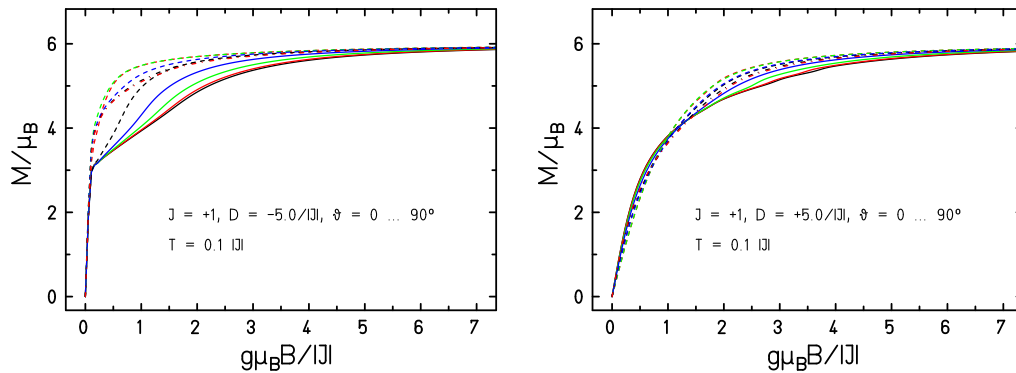
In detail the curves follow the following trend with varying  $\vartheta$ . At small  $\vartheta$  (solid curves), i.e. close to the collinear configuration, the influence of the anisotropy is strong since it acts cooperatively.

Then for intermediate  $\vartheta$  (dashed curves) the influence of the anisotropy is weakest compared to the strong coupling limit. This is understandable if one recalls that  $\vartheta = \arccos(1/\sqrt{3}) = 54,73^\circ$  is the angle of a perfect octahedral alignment of the anisotropy axes, i.e. the three axis have a pairwise angle of  $90^\circ$ . In this configuration the effect of the anisotropic terms on multiplets of the Heisenberg Hamiltonian is either canceled or rather small. This explains why both at  $50^\circ$  and  $60^\circ$  anisotropy effects are hardly visible. For  $\vartheta > 60^\circ$  (dashed-dotted curves) the influence of the anisotropy rises again.

### 3.3. Weak coupling limit



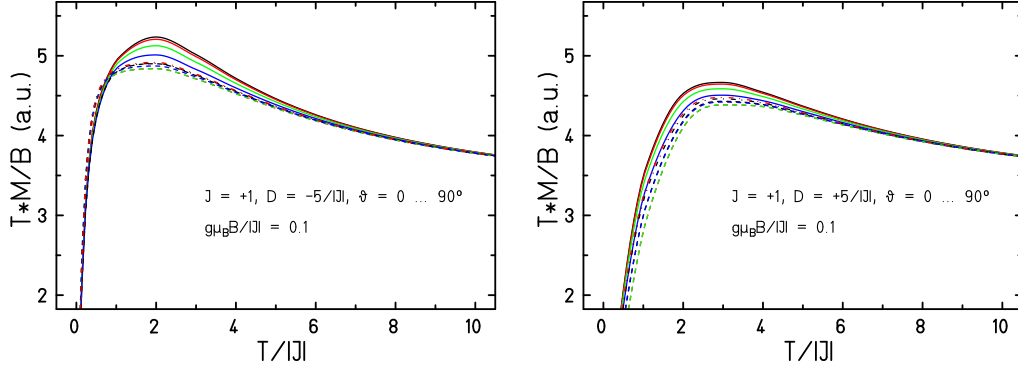
**Figure 6.** Magnetization for antiferromagnetic coupling  $J = -1$  and easy axis anisotropy  $d = -5/|J|$  (l.h.s.) as well as hard axis anisotropy  $d = +5/|J|$  (r.h.s.).  $\vartheta = 0, 10, 20, 30, 40, 50, 60, 70, 80, 90$  degrees.



**Figure 7.** Magnetization for ferromagnetic coupling  $J = +1$  and easy axis anisotropy  $d = -5/|J|$  (l.h.s.) as well as hard axis anisotropy  $d = +5/|J|$  (r.h.s.).  $\vartheta = 0, 10, 20, 30, 40, 50, 60, 70, 80, 90$  degrees.

The weak coupling limit, for which the exchange energy is (much) smaller than the anisotropy energy, i.e.  $|J| < |d|$ , is interesting since this case seems to be relevant for an improvement of single molecule magnets (SMM). The curves in Figs. 6 and 7 show that the effect of the anisotropy is – as expected – strong, and in the case of antiferromagnetic coupling (Fig. 6) very strong. Here one can say, that a hard axis anisotropy together with antiferromagnetic coupling (r.h.s. of Fig. 6) completely destroys any structure of the magnetization curve. A (meta-) stable magnetic ground state that is separated by an anisotropy barrier from its counterpart of opposite magnetization is either not created or the low-lying spectrum is so dense that the mechanism of a barrier breaks down. Zero-field split multiplets do not exist any more and are thus an inadequate picture for such a situation. In the antiferromagnetic case with easy axis (l.h.s. of Fig. 6) one can at least for almost

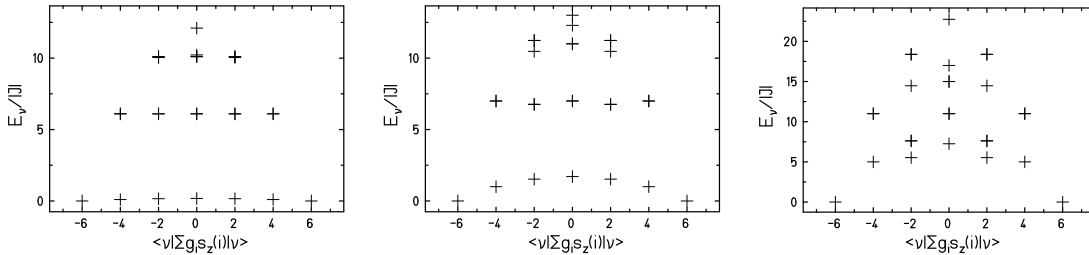
collinear alignments of the anisotropy axes obtain a non-vanishing ground state moment that is stabilized by anisotropy.



**Figure 8.** Magnetization as a function of temperature for  $g\mu B/|J| = 0.1$  for ferromagnetic coupling  $J = +1$  and easy axis anisotropy  $d = -5/|J|$  (l.h.s.) as well as hard axis anisotropy  $d = +5/|J|$  (r.h.s.).  $\vartheta = 0, 10, 20, 30, 40, 50, 60, 70, 80, 90$  degrees.

In the ferromagnetic case a hard-axis anisotropy (r.h.s. of Fig. 7) also has the effect to weaken the magnetization compared to a Brillouin function. The interesting case is here again the case of easy-axis anisotropy (l.h.s. of Fig. 7). If the magnetization for a small field, here  $g\mu B/|J| = 0.1$ , is plotted against temperature (Fig. 8) one again sees that a hard-axis anisotropy tends to smear out and weaken the magnetization (r.h.s. of Fig. 8) whereas the curves appear sharper for easy-axis anisotropy (l.h.s. of Fig. 8). It is worthwhile to investigate the energy spectrum of the latter configuration in some detail and compare it to the respective cases of intermediate and strong coupling.

### 3.4. Possible SMM behavior



**Figure 9.** Energy eigenvalues at  $B = 0$  for  $J = +1$  and  $d = -0.1/|J|$  (l.h.s.),  $d = -1/|J|$  (middle), and  $d = -5/|J|$  (r.h.s.).  $\vartheta = 0$ .

Regarding the question which of the cases is preferential for a good SMM the energy eigenvalues have to be studied. This is done for the zero-field case and  $J = +1$  and  $d = -0.1/|J|$  (l.h.s. of Fig. 9),  $d = -1/|J|$  (middle of Fig. 9), and  $d = -5/|J|$  (r.h.s. of Fig. 9). The anisotropy axes are aligned in a collinear fashion, i.e.  $\vartheta = 0$ , in order to act constructively. For a good SMM it would be necessary to obtain a low-lying zero-field split multiplet with both high total spin as well as high anisotropy barrier. In addition, these levels should be largely separated from higher lying levels. Looking at Fig. 9 one notices that in the strong coupling limit the multiplets can be well separated, but the ground-state multiplet is practically not split. In the opposite case of large easy-axis anisotropy the ground state multiplet is nicely split but energetically overlaps with other levels (but not too strong). Such a scenario was for instance discussed for the aforementioned  $Mn_6$  cluster [ 15]. It turns out that the intermediate case, where exchange and easy-axis anisotropy

---

are of similar magnitude provides the best chances for obtaining a good SMM: the ground-state multiplet is correctly zero-field split and the higher lying states are well separated.

## 4. Summary

In this article the influence of non-collinear anisotropy axes on the magnetic response of a small spin cluster was discussed. The main result is that for good single molecule magnets ferromagnetic coupling together with an anisotropy of collinear easy axes that is of similar magnitude is preferential. Various other scenarios have been discussed.

## Acknowledgement

This work was supported by the German Science Foundation (DFG) through the research group 945.

## References

1. T. Lis, *Acta Chrytallogr. B* **36** (1980) 2042
2. L. Thomas, B. Barbara, *J. Low Temp. Phys.* **113** (1998) 1055
3. I. Chiorescu, R. Giraud, A. G. M. Jansen, A. Caneschi, B. Barbara, *Phys. Rev. Lett.* **85** (2000) 4807
4. M. N. Leuenberger, D. Loss, *Phys. Rev. B* **61** (2000), 2 1286
5. T. Pohjola, H. Schoeller, *Phys. Rev. B* **62** (2000), 22 15026
6. O. Waldmann, *Inorg. Chem.* **46** (2007) 10035
7. E. Ruiz, J. Cirera, J. Cano, S. Alvarez, C. Loose, J. Kortus, *Chem. Commun.* (2008) 52
8. C. J. Milios, A. Vinslava, W. Wernsdorfer, S. Moggach, S. Parsons, S. P. Perlepes, G. Christou, E. K. Brechin, *J. Am. Chem. Soc.* **129** (2007) 2754
9. A. V. Postnikov, M. Brüger, J. Schnack, *Phase Transitions* **78** (2005) 47
10. J. Schnack, M. Brüger, M. Luban, P. Kögerler, E. Morosan, R. Fuchs, R. Modler, H. Nojiri, R. C. Rai, J. Cao, J. L. Musfeldt, X. Wei, *Phys. Rev. B* **73** (2006) 094401
11. U. Kortz, A. Müller, J. van Slageren, J. Schnack, N. S. Dalal, M. Dressel, *Coord. Chem. Rev.* (2009), in press; doi:10.1016/j.ccr.2009.01.014
12. J. Nehr Korn, M. Höck, M. Brüger, H. Mutka, J. Schnack, O. Waldmann (2009), in preparation
13. N. Kirchner, J. van Slageren, B. Tsukerblat, O. Waldmann, M. Dressel, *Phys. Rev. B* **78** (2008) 094426
14. G. Chaboussant, A. Sieber, S. Ochsenein, H.-U. Güdel, M. Murrie, A. Honecker, N. Fukushima, B. Normand, *Phys. Rev. B* **70** (2004) 104422
15. S. Carretta, T. Guidi, P. Santini, G. Amoretti, O. Pieper, B. Lake, J. van Slageren, F. E. Hallak, W. Wernsdorfer, H. Mutka, M. Russina, C. J. Milios, E. K. Brechin, *Phys. Rev. Lett.* **100** (2008) 157203
16. T. Glaser, M. Heidemeier, E. Krickemeyer, H. Bögge, A. Stammler, R. Fröhlich, E. Bill, J. Schnack, *Inorg. Chem.* **48** (2009) 607
17. V. I. Lebedev, D. N. Laikov, *Dokl. Akad. Nauk* **366** (1999) 741
18. K. L. Taft, C. D. Delfs, G. C. Papaefthymiou, S. Foner, D. Gatteschi, S. J. Lippard, *J. Am. Chem. Soc.* **116** (1994) 823
19. B. Pilawa, R. Desquiotz, M. Kelemen, M. Weickenmeier, A. Geisselman, *J. Magn. Magn. Mater.* **177** (1997) 748
20. M.-H. Julien, Z. Jang, A. Lascialfari, F. Borsa, M. Horvatić, A. Caneschi, D. Gatteschi, *Phys. Rev. Lett.* **83** (1999) 227
21. J. van Slageren, R. Sessoli, D. Gatteschi, A. A. Smith, M. Helliwell, R. E. P. Winpenny, A. Cornia, A. L. Barra, A. G. M. Jansen, E. Rentschler, G. A. Timco, *Chem. Eur. J.* **8** (2002) 277
22. O. Waldmann, *Europhys. Lett.* **60** (2002) 302
23. S. Carretta, J. van Slageren, T. Guidi, E. Liviotti, C. Mondelli, D. Rovai, A. Cornia, A. L. Dearden, F. Carsughi, M. Affronte, C. D. Frost, R. E. P. Winpenny, D. Gatteschi, G. Amoretti, R. Caciuffo, *Phys. Rev. B* **67** (2003) 094405
24. M. Affronte, T. Guidi, R. Caciuffo, S. Carretta, G. Amoretti, J. Hinderer, I. Sheikin, A. G. M. Jansen, A. A. Smith, R. E. P. Winpenny, J. van Slageren, D. Gatteschi, *Phys. Rev. B* **68** (2003) 104403
25. L. Engelhardt, M. Luban, *Phys. Rev. B* **73** (2006) 054430

- 
26. L. Schnelzer, O. Waldmann, M. Horvatić, S. T. Ochsenbein, S. Krämer, C. Berthier, H. U. Güdel, B. Pilawa, Phys. Rev. Lett. **99** (2007) 087201
  27. Y. Furukawa, K. Kiuchi, K. ichi Kumagai, Y. Ajiro, Y. Narumi, M. Iwaki, K. Kindo, A. Bianchi, S. Carretta, P. Santini, F. Borsa, G. A. Timco, R. E. P. Winpenny, Phys. Rev. B **79** (2009) 134416
  28. K. Bärwinkel, H.-J. Schmidt, J. Schnack, J. Magn. Magn. Mater. **212** (2000) 240
  29. K. Bärwinkel, H.-J. Schmidt, J. Schnack, J. Magn. Magn. Mater. **220** (2000) 227
  30. J. Schnack, Phys. Rev. B **62** (2000) 14855
  31. K. Bärwinkel, P. Hage, H.-J. Schmidt, J. Schnack, Phys. Rev. B **68** (2003) 054422